

LEA 02	Discipline: Mandatory	Principle: PRI 1, 2, 3
<p><b>Type of engagement</b></p> <p>Individual/ internal staff engagements</p>	<p><b>Reason for interaction</b></p> <ul style="list-style-type: none"> <li><input checked="" type="checkbox"/> To support investment decisionmaking in &amp; company related ESG issues</li> <li><input checked="" type="checkbox"/> To influence corporate practice or identify the need for additional or other specific</li> <li><input type="checkbox"/> We do not engage via internal staff</li> <li><input type="checkbox"/> To support investment decisionmaking in &amp; company related ESG issues</li> <li><input type="checkbox"/> To influence corporate practice or identify the need for additional or other specific</li> </ul>	
<p>Collaborative engagements</p>	<ul style="list-style-type: none"> <li><input type="checkbox"/> To support investment decisionmaking in &amp; company related ESG issues</li> <li><input type="checkbox"/> To influence corporate practice or identify the need for additional or other specific</li> </ul>	
<p>Service provider engagements</p>	<ul style="list-style-type: none"> <li><input type="checkbox"/> To support investment decisionmaking in &amp; company related ESG issues</li> <li><input type="checkbox"/> To influence corporate practice or identify the need for additional or other specific</li> </ul>	

# RI TRANSPARENCY REPORT

## 2020

Triasima Portfolio Management Inc.

## About this report

The PRI Reporting Framework is a key step in the journey towards building a common language and industry standard for reporting responsible investment (RI) activities. This RI Transparency Report is one of the key outputs of this Framework. Its primary objective is to enable signatory transparency on RI activities and facilitate dialogue between investors and their clients, beneficiaries and other stakeholders. A copy of this report will be publicly disclosed for all reporting signatories on the [PRI website](#), ensuring accountability of the PRI Initiative and its signatories.

This report is an export of the individual Signatory organisation's response to the PRI during the 2020 reporting cycle. It includes their responses to mandatory indicators, as well as responses to voluntary indicators the signatory has agreed to make public. The information is presented exactly as it was reported. Where an indicator offers a response option that is multiple-choice, all options that were available to the signatory to select are presented in this report. Presenting the information exactly as reported is a result of signatory feedback which suggested the PRI not summarise the information. As a result, the reports can be extensive. However, to help easily locate information, there is a **Principles index** which highlights where the information can be found and summarises the indicators that signatories complete and disclose.

## Understanding the Principles Index

The Principles Index summarises the response status for the individual indicators and modules and shows how these relate to the six [Principles for Responsible Investment](#). It can be used by stakeholders as an 'at-a-glance' summary of reported information and to identify particular themes or areas of interest.

Indicators can refer to one or more Principles. Some indicators are not specific to any Principle. These are highlighted in the 'General' column. When multiple Principles are covered across numerous indicators, in order to avoid repetition, only the main Principle covered is highlighted.

All indicators within a module are presented below. The status of indicators is shown with the following symbols:

Symbol	Status
✓	The signatory has completed all mandatory parts of this indicator
☑	The signatory has completed some parts of this indicator
🔒	This indicator was not relevant for this signatory
-	The signatory did not complete any part of this indicator
Ⓜ	The signatory has flagged this indicator for internal review

Within the table, indicators marked in blue are mandatory to complete. Indicators marked in grey are voluntary to complete.

# Principles Index

Organisational Overview				Principle						General
Indicator	Short description	Status	Disclosure	1	2	3	4	5	6	
OO TG		🔒	n/a							
OO 01	Signatory category and services	✓	Public							✓
OO 02	Headquarters and operational countries	✓	Public							✓
OO 03	Subsidiaries that are separate PRI signatories	✓	Public							✓
OO 04	Reporting year and AUM	✓	Public							✓
OO 05	Breakdown of AUM by asset class	✓	Asset mix disclosed in OO 06							✓
OO 06	How would you like to disclose your asset class mix	✓	Public							✓
OO 07	Fixed income AUM breakdown	✓	Private							✓
OO 08	Segregated mandates or pooled funds	🔒	n/a							✓
OO 09	Breakdown of AUM by market	✓	Public							✓
OO 10	Active ownership practices for listed assets	✓	Public							✓
OO 11	ESG incorporation practices for all assets	✓	Public							✓
OO 12	Modules and sections required to complete	✓	Public							✓
OO LE 01	Breakdown of listed equity investments by passive and active strategies	✓	Public							✓
OO LE 02	Reporting on strategies that are <10% of actively managed listed equities	🔒	n/a							✓
OO FI 01	Breakdown of fixed income investments by passive and active strategies	✓	Public							✓
OO FI 02	Reporting on strategies that are <10% of actively managed fixed income	🔒	n/a							✓
OO FI 03	Fixed income breakdown by market and credit quality	✓	Public							✓
OO SAM 01	Breakdown of externally managed investments by passive and active strategies	🔒	n/a							✓
OO PE 01	Breakdown of private equity investments by strategy	🔒	n/a							✓
OO PE 02	Typical level of ownership in private equity investments	🔒	n/a							✓
OO PR 01	Breakdown of property investments	🔒	n/a							✓
OO PR 02	Breakdown of property assets by management	🔒	n/a							✓
OO PR 03	Largest property types	🔒	n/a							✓
OO INF 01	Breakdown of infrastructure investments	🔒	n/a							✓
OO INF 02	Breakdown of infrastructure assets by management	🔒	n/a							✓
OO INF 03	Largest infrastructure sectors	🔒	n/a							✓
OO HF 01	Breakdown of hedge funds investments by strategies	🔒	n/a							✓
OO End	Module confirmation page	✓	-							

CCStrategy and Governance				Principle						General
Indicator	Short description	Status	Disclosure	1	2	3	4	5	6	
SG 01	RI policy and coverage	✓	Public							✓
SG 01 CC	Climate risk	✓	Private							✓
SG 02	Publicly available RI policy or guidance documents	✓	Public						✓	
SG 03	Conflicts of interest	✓	Public							✓
SG 04	Identifying incidents occurring within portfolios	✓	Private							✓
SG 05	RI goals and objectives	✓	Public							✓
SG 06	Main goals/objectives this year	-	n/a							✓
SG 07	RI roles and responsibilities	✓	Public							✓
SG 07 CC	Climate-issues roles and responsibilities	✓	Private							✓
SG 08	RI in performance management, reward and/or personal development	✓	Private							✓
SG 09	Collaborative organisations / initiatives	✓	Public				✓	✓		
SG 09.2	Assets managed by PRI signatories	🔒	n/a	✓						
SG 10	Promoting RI independently	✓	Public				✓			
SG 11	Dialogue with public policy makers or standard setters	-	n/a				✓	✓	✓	
SG 12	Role of investment consultants/fiduciary managers	✓	Public				✓			
SG 13	ESG issues in strategic asset allocation	✓	Public	✓						
SG 13 CC		🔒	n/a							✓
SG 14	Long term investment risks and opportunity	✓	Private	✓						
SG 14 CC		-	n/a							✓
SG 15	Allocation of assets to environmental and social themed areas	✓	Private	✓						
SG 16	ESG issues for internally managed assets not reported in framework	✓	Public							✓
SG 17	ESG issues for externally managed assets not reported in framework	🔒	n/a							✓
SG 18	Innovative features of approach to RI	✓	Private							✓
SG 19	Communication	✓	Public		✓				✓	
SG End	Module confirmation page	✓	-							

Direct - Listed Equity Incorporation				Principle						General
Indicator	Short description	Status	Disclosure	1	2	3	4	5	6	
LEI 01	Percentage of each incorporation strategy	✓	Public	✓						
LEI 02	Type of ESG information used in investment decision	✓	Private	✓						
LEI 03	Information from engagement and/or voting used in investment decision-making	✓	Private	✓						
LEI 04	Types of screening applied	✓	Public	✓						
LEI 05	Processes to ensure screening is based on robust analysis	✓	Public	✓						
LEI 06	Processes to ensure fund criteria are not breached	✓	Private	✓						
LEI 07	Types of sustainability thematic funds/mandates	🔒	n/a	✓						
LEI 08	Review ESG issues while researching companies/sectors	✓	Public	✓						
LEI 09	Processes to ensure integration is based on robust analysis	✓	Public	✓						
LEI 10	Aspects of analysis ESG information is integrated into	✓	Private	✓						
LEI 11	ESG issues in index construction	🔒	n/a	✓						
LEI 12	How ESG incorporation has influenced portfolio composition	✓	Private	✓						
LEI 13	Examples of ESG issues that affected your investment view / performance	-	n/a	✓						
LEI End	Module confirmation page	✓	-							

Direct - Listed Equity Active Ownership				Principle						General
Indicator	Short description	Status	Disclosure	1	2	3	4	5	6	
LEA 01	Description of approach to engagement	✓	Public		✓					
LEA 02	Reasoning for interaction on ESG issues	🔒	n/a	✓	✓	✓				
LEA 03	Process for identifying and prioritising engagement activities	🔒	n/a		✓					
LEA 04	Objectives for engagement activities	🔒	n/a		✓					
LEA 05	Process for identifying and prioritising collaborative engagement	🔒	n/a		✓					
LEA 06	Role in engagement process	🔒	n/a		✓		✓			
LEA 07	Share insights from engagements with internal/external managers	🔒	n/a	✓	✓					
LEA 08	Tracking number of engagements	🔒	n/a		✓					
LEA 09	Number of companies engaged with, intensity of engagement and effort	🔒	n/a		✓					
LEA 10	Engagement methods	🔒	n/a		✓					
LEA 11	Examples of ESG engagements	🔒	n/a		✓					
LEA 12	Typical approach to (proxy) voting decisions	✓	Public		✓					
LEA 13	Percentage of voting recommendations reviewed	✓	Public		✓					
LEA 14	Securities lending programme	✓	Private		✓					
LEA 15	Informing companies of the rationale of abstaining/voting against management	✓	Public		✓					
LEA 16	Informing companies of the rationale of abstaining/voting against management	✓	Public		✓					
LEA 17	Percentage of (proxy) votes cast	✓	Public		✓					
LEA 18	Proportion of ballot items that were for/against/abstentions	✓	Private		✓					
LEA 19	Proportion of ballot items that were for/against/abstentions	✓	Public		✓					
LEA 20	Shareholder resolutions	✓	Private		✓					
LEA 21	Examples of (proxy) voting activities	-	n/a		✓					
LEA End	Module confirmation page	✓	-							

Confidence building measures				Principle						General
Indicator	Short description	Status	Disclosure	1	2	3	4	5	6	
CM1 01	Assurance, verification, or review	✓	Public							✓
CM1 02	Assurance of last year`s PRI data	✓	Public							✓
CM1 03	Other confidence building measures	✓	Public							✓
CM1 04	Assurance of this year`s PRI data	✓	Public							✓
CM1 05	External assurance	🔒	n/a							✓
CM1 06	Assurance or internal audit	🔒	n/a							✓
CM1 07	Internal verification	✓	Public							✓
CM1 01 End	Module confirmation page	✓	-							

# Triasima Portfolio Management Inc.

## Reported Information

### Public version

### Organisational Overview

## PRI disclaimer

This document presents information reported directly by signatories. This information has not been audited by the PRI Secretariat or any other party acting on their behalf. While this information is believed to be reliable, no representations or warranties are made as to the accuracy of the information presented, and no responsibility or liability can be accepted for any error or omission.



## Basic information

OO 01

Mandatory

Public

Gateway/Peering

General

OO 01.1

Select the services and funds you offer

Select the services and funds you offer	% of asset under management (AUM) in ranges
Fund management	<input type="radio"/> 0% <input type="radio"/> <10% <input type="radio"/> 10-50% <input checked="" type="radio"/> >50%
Fund of funds, manager of managers, sub-advised products	<input checked="" type="radio"/> 0% <input type="radio"/> <10% <input type="radio"/> 10-50% <input type="radio"/> >50%
Other	<input checked="" type="radio"/> 0% <input type="radio"/> <10% <input type="radio"/> 10-50% <input type="radio"/> >50%
Total 100%	

Further options (may be selected in addition to the above)

- Hedge funds
- Fund of hedge funds

OO 02

Mandatory

Public

Peering

General

OO 02.1

Select the location of your organisation's headquarters.

Canada

OO 02.2

Indicate the number of countries in which you have offices (including your headquarters).

- 1
- 2-5
- 6-10
- >10

**OO 02.3** Indicate the approximate number of staff in your organisation in full-time equivalents (FTE).

FTE

27

**OO 03** **Mandatory** **Public** **Descriptive** **General**

**OO 03.1** Indicate whether you have subsidiaries within your organisation that are also PRI signatories in their own right.

- Yes
- No

**OO 04** **Mandatory** **Public** **Gateway/Peering** **General**

**OO 04.1** Indicate the year end date for your reporting year.

31/12/2019

**OO 04.2** Indicate your total AUM at the end of your reporting year.

Include the AUM of subsidiaries, but exclude advisory/execution only assets, and exclude the assets of your PRI signatory subsidiaries that you have chosen not to report on in OO 03.2

	trillions	billions	millions	thousands	hundreds
Total AUM		4	199	572	823
Currency	CAD				
Assets in USD		3	158	269	689

Not applicable as we are in the fund-raising process

**OO 04.4** Indicate the assets which are subject to an execution and/or advisory approach. Provide this figure based on the end of your reporting year

Not applicable as we do not have any assets under execution and/or advisory approach

OO 06.1	Select how you would like to disclose your asset class mix.
---------	---

- as percentage breakdown
- as broad ranges

	Internally managed (%)	Externally managed (%)
Listed equity	>50%	0
Fixed income	<10%	0
Private equity	0	0
Property	0	0
Infrastructure	0	0
Commodities	0	0
Hedge funds	0	0
Fund of hedge funds	0	0
Forestry	0	0

Farmland	0	0
Inclusive finance	0	0
Cash	<10%	0
Money market instruments	0	0
Other (1), specify	0	0
Other (2), specify	0	0

**OO 06.2** Publish asset class mix as per attached image [Optional].

**OO 06.3** Indicate whether your organisation has any off-balance sheet assets [Optional].

- Yes
- No

**OO 06.5** Indicate whether your organisation uses fiduciary managers.

- Yes, we use a fiduciary manager and our response to OO 5.1 is reflective of their management of our assets.
- No, we do not use fiduciary managers.

**OO 09** **Mandatory** **Public** **Peering** **General**

**OO 09.1** Indicate the breakdown of your organisation's AUM by market.

099.8	Developed Markets
0.2	Emerging Markets
0	Frontier Markets
0	Other Markets
100%	Total 100%

## Asset class implementation gateway indicators

OO 10

Mandatory

Public

Gateway

General

OO 10.1

Select the active ownership activities your organisation implemented in the reporting year.

### Listed equity – engagement

- We engage with companies on ESG factors via our staff, collaborations or service providers.
- We do not engage directly and do not require external managers to engage with companies on ESG factors.

OO 10.2

Indicate why you do not engage and do not require external managers to engage.

It is not part of our current process as per the provided definition.

However, we do question companies (current and potential investees) we meet on their ESG practices and encourage them to improve their ESG practices.

### Listed equity – voting

- We cast our (proxy) votes directly or via dedicated voting providers
- We do not cast our (proxy) votes directly and do not require external managers to vote on our behalf

### Fixed income SSA – engagement

- We engage with SSA bond issuers on ESG factors via our staff, collaborations or service providers.
- We do not engage directly and do not require external managers to engage with SSA bond issuers on ESG factors. Please explain why you do not.

Please explain why you do not engage directly and do not require external managers to engage with companies on ESG factors.

It is a very minimal part of our assets under management. (less than 1% of the AUM)

### Fixed income Corporate (financial) – engagement

- We engage with companies on ESG factors via our staff, collaborations or service providers.
- We do not engage directly and do not require external managers to engage with companies on ESG factors. Please explain why you do not.

Please explain why you do not engage directly and do not require external managers to engage with companies on ESG factors.

It is a very minimal part of our assets under management. (less than 1% of the AUM)

Fixed income Corporate (non-financial) – engagement

- We engage with companies on ESG factors via our staff, collaborations or service providers.
- We do not engage directly and do not require external managers to engage with companies on ESG factors. Please explain why you do not.

Please explain why you do not engage directly and do not require external managers to engage with companies on ESG factors.

It is a very minimal part of our assets under management. (less dans 1% of the AUM)

OO 11	Mandatory	Public	Gateway	General
-------	-----------	--------	---------	---------

**OO 11.1** Select the internally managed asset classes in which you addressed ESG incorporation into your investment decisions and/or your active ownership practices (during the reporting year).

Listed equity

- We address ESG incorporation.
- We do not do ESG incorporation.

Fixed income - SSA

- We address ESG incorporation.
- We do not do ESG incorporation.

Fixed income - corporate (financial)

- We address ESG incorporation.
- We do not do ESG incorporation.

Fixed income - corporate (non-financial)

- We address ESG incorporation.
- We do not do ESG incorporation.

Cash

- We address ESG incorporation.
- We do not do ESG incorporation.

OO 12	Mandatory	Public	Gateway	General
-------	-----------	--------	---------	---------

**OO 12.1** Below are all applicable modules or sections you may report on. Those which are mandatory to report (asset classes representing 10% or more of your AUM) are already ticked and read-only. Those which are voluntary to report on can be opted into by ticking the box.

Core modules

- Organisational Overview
- Strategy and Governance

RI implementation directly or via service providers

Direct - Listed Equity incorporation

- Listed Equity incorporation

Direct - Listed Equity active ownership

- (Proxy) voting

Direct - Fixed Income

- Fixed income - SSA
- Fixed income - Corporate (financial)
- Fixed income - Corporate (non-financial)

Closing module

- Closing module

Peering questions

OO LE 01	Mandatory to Report Voluntary to Disclose	Public	Gateway	General
----------	---	--------	---------	---------

OO LE 01.1	Provide a breakdown of your internally managed listed equities by passive, active - quantitative (quant), active - fundamental and active - other strategies.
------------	---

Percentage of internally managed listed equities

Passive

0

Active - quantitative (quant)

0

Active - fundamental and active - other

100

	Total
--	-------

100%

<b>OO FI 01</b>	<b>Mandatory to Report Voluntary to Disclose</b>	<b>Public</b>	<b>Gateway</b>	<b>General</b>
-----------------	--	---------------	----------------	----------------

<b>OO FI 01.1</b>	Provide a breakdown of your internally managed fixed income securities by active and passive strategies
-------------------	---



<b>SSA</b>	<table border="1"> <tbody> <tr> <td data-bbox="496 221 619 286"> </td> <td data-bbox="619 221 1474 286">           Passive         </td> </tr> <tr> <td data-bbox="496 297 619 331">           0         </td> <td></td> </tr> <tr> <td data-bbox="496 365 619 430"> </td> <td data-bbox="619 365 1474 430">           Active - quantitative (quant)         </td> </tr> <tr> <td data-bbox="496 441 619 474">           0         </td> <td></td> </tr> <tr> <td data-bbox="496 508 619 573"> </td> <td data-bbox="619 508 1474 573">           Active - fundamental and active - other         </td> </tr> <tr> <td data-bbox="496 584 619 618">           100         </td> <td></td> </tr> <tr> <td data-bbox="496 651 619 716"> </td> <td data-bbox="619 651 1474 716">           Total         </td> </tr> <tr> <td data-bbox="496 728 619 761">           100%         </td> <td></td> </tr> </tbody> </table>		Passive	0			Active - quantitative (quant)	0			Active - fundamental and active - other	100			Total	100%	
	Passive																
0																	
	Active - quantitative (quant)																
0																	
	Active - fundamental and active - other																
100																	
	Total																
100%																	
<b>Corporate (financial)</b>	<table border="1"> <tbody> <tr> <td data-bbox="496 810 619 875"> </td> <td data-bbox="619 810 1474 875">           Passive         </td> </tr> <tr> <td data-bbox="496 887 619 920">           0         </td> <td></td> </tr> <tr> <td data-bbox="496 954 619 1019"> </td> <td data-bbox="619 954 1474 1019">           Active - quantitative (quant)         </td> </tr> <tr> <td data-bbox="496 1030 619 1064">           0         </td> <td></td> </tr> <tr> <td data-bbox="496 1097 619 1162"> </td> <td data-bbox="619 1097 1474 1162">           Active - fundamental and active - other         </td> </tr> <tr> <td data-bbox="496 1173 619 1207">           100         </td> <td></td> </tr> <tr> <td data-bbox="496 1240 619 1305"> </td> <td data-bbox="619 1240 1474 1305">           Total         </td> </tr> <tr> <td data-bbox="496 1317 619 1350">           100%         </td> <td></td> </tr> </tbody> </table>		Passive	0			Active - quantitative (quant)	0			Active - fundamental and active - other	100			Total	100%	
	Passive																
0																	
	Active - quantitative (quant)																
0																	
	Active - fundamental and active - other																
100																	
	Total																
100%																	
<b>Corporate (non-financial)</b>	<table border="1"> <tbody> <tr> <td data-bbox="496 1400 619 1464"> </td> <td data-bbox="619 1400 1474 1464">           Passive         </td> </tr> <tr> <td data-bbox="496 1476 619 1509">           0         </td> <td></td> </tr> <tr> <td data-bbox="496 1543 619 1608"> </td> <td data-bbox="619 1543 1474 1608">           Active - quantitative (quant)         </td> </tr> <tr> <td data-bbox="496 1619 619 1653">           0         </td> <td></td> </tr> <tr> <td data-bbox="496 1686 619 1751"> </td> <td data-bbox="619 1686 1474 1751">           Active - fundamental and active - other         </td> </tr> <tr> <td data-bbox="496 1762 619 1796">           100         </td> <td></td> </tr> <tr> <td data-bbox="496 1830 619 1895"> </td> <td data-bbox="619 1830 1474 1895">           Total         </td> </tr> <tr> <td data-bbox="496 1906 619 1939">           100%         </td> <td></td> </tr> </tbody> </table>		Passive	0			Active - quantitative (quant)	0			Active - fundamental and active - other	100			Total	100%	
	Passive																
0																	
	Active - quantitative (quant)																
0																	
	Active - fundamental and active - other																
100																	
	Total																
100%																	

Update: this indicator has changed from "*Mandatory to report, voluntary to disclose*" to "*Mandatory*". **Your response to this indicator will be published in the Public Transparency Report.** This change is to enable improved analysis and peering.

<b>OO FI 03.1</b>	Indicate the approximate (+/- 5%) breakdown of your SSA investments, by developed markets and emerging markets.
-------------------	---

SSA	<table style="width: 100%; border-collapse: collapse;"> <tr> <td style="width: 10%; background-color: #0072bc; color: white; text-align: center;">100</td> <td style="background-color: #0072bc; color: white; text-align: center;">Developed markets</td> </tr> <tr> <td style="width: 10%; background-color: #0072bc; color: white; text-align: center;">0</td> <td style="background-color: #0072bc; color: white; text-align: center;">Emerging markets</td> </tr> <tr> <td style="width: 10%; background-color: #0072bc; color: white; text-align: center;">100%</td> <td style="background-color: #0072bc; color: white; text-align: center;">Total</td> </tr> </table>	100	Developed markets	0	Emerging markets	100%	Total
100	Developed markets						
0	Emerging markets						
100%	Total						

	If you are invested in private debt and reporting on ratings is not relevant for you, please indicate below
--	---

OO FI 03.2 is not applicable as our internally managed fixed income assets are invested only in private debt.

# Triasima Portfolio Management Inc.

## Reported Information

### Public version

### Strategy and Governance

## PRI disclaimer

This document presents information reported directly by signatories. This information has not been audited by the PRI Secretariat or any other party acting on their behalf. While this information is believed to be reliable, no representations or warranties are made as to the accuracy of the information presented, and no responsibility or liability can be accepted for any error or omission.

## Investment policy

SG 01

Mandatory

Public

Core Assessed

General

**New selection options have been added to this indicator. Please review your prefilled responses carefully.**

SG 01.1

Indicate if you have an investment policy that covers your responsible investment approach.

Yes

SG 01.2

Indicate the components/types and coverage of your policy.

Select all that apply

Policy components/types	Coverage by AUM
<input checked="" type="checkbox"/> Policy setting out your overall approach <input type="checkbox"/> Formalised guidelines on environmental factors <input type="checkbox"/> Formalised guidelines on social factors <input type="checkbox"/> Formalised guidelines on corporate governance factors <input type="checkbox"/> Fiduciary (or equivalent) duties <input type="checkbox"/> Asset class-specific RI guidelines <input type="checkbox"/> Sector specific RI guidelines <input checked="" type="checkbox"/> Screening / exclusions policy <input type="checkbox"/> Engagement policy <input type="checkbox"/> (Proxy) voting policy <input type="checkbox"/> Other, specify (1) <input type="checkbox"/> Other, specify(2)	<input checked="" type="radio"/> Applicable policies cover all AUM <input type="radio"/> Applicable policies cover a majority of AUM <input type="radio"/> Applicable policies cover a minority of AUM

**SG 01.3**

Indicate if the investment policy covers any of the following

- Your organisation's definition of ESG and/or responsible investment and it's relation to investments
- Your investment objectives that take ESG factors/real economy influence into account
- Time horizon of your investment
- Governance structure of organisational ESG responsibilities
- ESG incorporation approaches
- Active ownership approaches
- Reporting
- Climate change
- Understanding and incorporating client / beneficiary sustainability preferences
- Other RI considerations, specify (1)
- Other RI considerations, specify (2)

**SG 01.4**

Describe your organisation's investment principles and overall investment strategy, interpretation of fiduciary (or equivalent) duties, and how they consider ESG factors and real economy impact.

Our approach to sustainable investing is consistent with the United Nations Principles for Responsible Investing (UN PRI). Triasima commits to: Maintain ESG issues into our investment approach and decision-making processes and seek appropriate disclosure on ESG issues by the entities in which we invest; Engage with the entities we invest in, exercise our clients' voting rights in accordance with our Proxy Voting Policy, and collaborate with other organizations to advance and promote sustainable investment practises; and Report on our activities and progress towards implementing sustainable investing.

**SG 01.5**

Provide a brief description of the key elements, any variations or exceptions to your investment policy that covers your responsible investment approach. [Optional]

At Triasima, our investment approach consists of combining three analytical methods - fundamental, quantitative, and trend analysis - to capture all aspects that may influence the future performance of securities. We call this proprietary methodology the Three-Pillar Approach™.

Environmental, social, and governance (ESG) factors have been a key variable of the fundamental pillar since its inception. We use ESG factors to better understand the entities we invest in and to mitigate risk. Therefore, the integration of ESG factors is integral to Triasima's investment approach.

No

**SG 02****Mandatory****Public****Core Assessed****PRI 6**

**New selection options have been added to this indicator. Please review your prefilled responses carefully.**

**SG 02.1**

Indicate which of your investment policy documents (if any) are publicly available. Provide a URL and an attachment of the document.

- Policy setting out your overall approach

URL/Attachment

- URL
- Attachment (will be made public)

Attachment

[File 1:Triasima PRI Policy 2018.pdf](#)

- Screening / exclusions policy
- We do not publicly disclose our investment policy documents

**SG 02.2** Indicate if any of your investment policy components are publicly available. Provide URL and an attachment of the document.

- Your organisation’s definition of ESG and/or responsible investment and it’s relation to investments
- ESG incorporation approaches
- Active ownership approaches
- Reporting
- We do not publicly disclose any investment policy components

<b>SG 03</b>	<b>Mandatory</b>	<b>Public</b>	<b>Core Assessed</b>	<b>General</b>
--------------	------------------	---------------	----------------------	----------------

**SG 03.1** Indicate if your organisation has a policy on managing potential conflicts of interest in the investment process.

Yes

**SG 03.2** Describe your policy on managing potential conflicts of interest in the investment process.

Applicable securities laws require securities dealers, advisors, and investment fund managers to take reasonable steps to identify and respond to existing material conflicts of interest and those that TRIASIMA in its reasonable opinion would expect to arise between the firm and individuals acting on its behalf and a client.

TRIASIMA takes reasonable steps to identify and respond to any existing material conflicts of interest that in its reasonable opinion would expect to arise, between the firm, including each individual acting on the firm’s behalf, and a client. There are two main aspects considered:

**Managed account transactions:** As a registered advisor, we must not knowingly cause an investment portfolio managed by us, including an investment fund for which we act as an advisor, to purchase a security of an issuer in which a responsible person is a partner, officer or director unless it is disclosed to the client and written consent is obtained before the purchase.

**Related and connected securities:** We must not make a recommendation to buy, sell, or hold a security issued by TRIASIMA or of a related issuer or, during the security’s distribution, a security of a connected issuer of TRIASIMA unless certain conditions are fulfilled.

No

**Objectives and strategies**

SG 05	Mandatory	Public	Gateway/Core Assessed	General
-------	-----------	--------	-----------------------	---------

**SG 05.1** Indicate if and how frequently your organisation sets and reviews objectives for its responsible investment activities.

- Quarterly or more frequently
- Biannually
- Annually
- Less frequently than annually
- Ad-hoc basis
- It is not set/reviewed

## Governance and human resources

SG 07	Mandatory	Public	Core Assessed	General
-------	-----------	--------	---------------	---------

**SG 07.1** Indicate the internal and/or external roles used by your organisation, and indicate for each whether they have oversight and/or implementation responsibilities for responsible investment.

**Roles**

- Board members or trustees
- Internal Roles (triggers other options)

Select from the below internal roles

- Chief Executive Officer (CEO), Chief Investment Officer (CIO), Chief Operating Officer (COO), Investment Committee
  - Oversight/accountability for responsible investment
  - Implementation of responsible investment
  - No oversight/accountability or implementation responsibility for responsible investment
- Other Chief-level staff or head of department, specify
- Portfolio managers
  - Oversight/accountability for responsible investment
  - Implementation of responsible investment
  - No oversight/accountability or implementation responsibility for responsible investment
- Investment analysts
- Dedicated responsible investment staff
- Investor relations
- Other role, specify (1)
- Other role, specify (2)
- External managers or service providers

**SG 07.3** Indicate the number of dedicated responsible investment staff your organisation has.

	Number
--	--------

0

<b>SG 07.4</b>	Additional information. [Optional]
----------------	------------------------------------

While there is no dedicated responsible investment staff, oversight and implementation of ESG activities is a team process where all members of investment team as well as Clients Relationship and Compliance department, participates in this collective effort to implement Triasima's sustainable investing practices.

At Triasima, our investment approach consists of combining three analytical methods - fundamental, quantitative, and trend analysis - to capture all aspects that may influence the future performance of securities. We call this proprietary methodology the Three-Pillar Approach™.

Environmental, social, and governance (ESG) factors have been a key variable of the fundamental pillar since its inception. We use ESG factors to better understand the entities we invest in and to mitigate risk. Therefore, the integration of ESG factors is integral to Triasima's investment approach.

## Promoting responsible investment

<b>SG 09</b>	<b>Mandatory</b>	<b>Public</b>	<b>Core Assessed</b>	<b>PRI 4,5</b>
--------------	------------------	---------------	----------------------	----------------

<b>SG 09.1</b>	Select the collaborative organisation and/or initiatives of which your organisation is a member or in which it participated during the reporting year, and the role you played.
----------------	---

**Select all that apply**

Principles for Responsible Investment

	Your organisation's role in the initiative during the reporting period (see definitions)
--	--

- Basic
- Moderate
- Advanced



Provide a brief commentary on the level of your organisation's involvement in the initiative.  
[Optional]

We attend regional events as a participant.

- Asian Corporate Governance Association
- Australian Council of Superannuation Investors
- AVCA: Sustainability Committee
- France Invest – La Commission ESG
- BVCA – Responsible Investment Advisory Board
- CDP Climate Change
- CDP Forests
- CDP Water
- CFA Institute Centre for Financial Market Integrity
- Climate Action 100+
- Code for Responsible Investment in SA (CRISA)
- Council of Institutional Investors (CII)
- Eumedion
- Extractive Industries Transparency Initiative (EITI)
- ESG Research Australia
- Invest Europe Responsible Investment Roundtable
- Global Investors Governance Network (GIGN)
- Global Impact Investing Network (GIIN)
- Global Real Estate Sustainability Benchmark (GRESB)
- Green Bond Principles
- HKVCA: ESG Committee
- Institutional Investors Group on Climate Change (IIGCC)
- Interfaith Center on Corporate Responsibility (ICCR)
- International Corporate Governance Network (ICGN)
- Investor Group on Climate Change, Australia/New Zealand (IGCC)
- International Integrated Reporting Council (IIRC)
- Investor Network on Climate Risk (INCR)/CERES
- Local Authority Pension Fund Forum
- Principles for Financial Action in the 21st Century
- Principles for Sustainable Insurance
- Regional or National Social Investment Forums (e.g. UKSIF, Eurosif, ASRIA, RIAA), specify
- Responsible Finance Principles in Inclusive Finance
- Shareholder Association for Research and Education (Share)
- United Nations Environmental Program Finance Initiative (UNEP FI)
- United Nations Global Compact
- Other collaborative organisation/initiative, specify

In 2017, Triasima became a signatory of the Declaration of Institutional Investors on Climate-Related Financial Risks

Your organisation's role in the initiative during the reporting year (see definitions)

- Basic
- Moderate
- Advanced
- Other collaborative organisation/initiative, specify
- Other collaborative organisation/initiative, specify
- Other collaborative organisation/initiative, specify

<b>SG 10</b>	<b>Mandatory</b>	<b>Public</b>	<b>Core Assessed</b>	<b>PRI 4</b>
--------------	------------------	---------------	----------------------	--------------

**SG 10.1** Indicate if your organisation promotes responsible investment, independently of collaborative initiatives.

- Yes

**SG 10.2** Indicate the actions your organisation has taken to promote responsible investment independently of collaborative initiatives. Provide a description of your role in contributing to the objectives of the selected action and the typical frequency of your participation/contribution.

- Provided or supported education or training programmes (this includes peer to peer RI support) Your education or training may be for clients, investment managers, actuaries, broker/dealers, investment consultants, legal advisers etc.)
- Provided financial support for academic or industry research on responsible investment
- Provided input and/or collaborated with academia on RI related work
- Encouraged better transparency and disclosure of responsible investment practices across the investment industry

Description

Every time we meet an actual or potential investee, we encourage it to disclose and improve ESG practices.

Frequency of contribution

- Quarterly or more frequently
- Biannually
- Annually
- Less frequently than annually
- Ad hoc
- Other

specify

At each company meeting

- Spoke publicly at events and conferences to promote responsible investment
  - Wrote and published in-house research papers on responsible investment
  - Encouraged the adoption of the PRI
  - Responded to RI related consultations by non-governmental organisations (OECD, FSB etc.)
  - Wrote and published articles on responsible investment in the media
  - A member of PRI advisory committees/ working groups, specify
  - On the Board of, or officially advising, other RI organisations (e.g. local SIFs)
  - Other, specify
- No

## Outsourcing to fiduciary managers and investment consultants

SG 12	Mandatory	Public	Core Assessed	PRI 4
-------	-----------	--------	---------------	-------

**New selection options have been added to this indicator. Please review your prefilled responses carefully.**

SG 12.1	Indicate whether your organisation uses investment consultants.
---------	---

- Yes, we use investment consultants
- No, we do not use investment consultants.

## ESG issues in asset allocation

SG 13	Mandatory	Public	Descriptive	PRI 1
-------	-----------	--------	-------------	-------

SG 13.1	Indicate whether the organisation carries out scenario analysis and/or modelling, and if it does, provide a description of the scenario analysis (by asset class, sector, strategic asset allocation, etc.).
---------	--

- Yes, in order to assess future ESG factors
- Yes, in order to assess future climate-related risks and opportunities
- No, our organisation does not currently carry out scenario analysis and/or modelling

## Asset class implementation not reported in other modules

SG 16	Mandatory	Public	Descriptive	General
-------	-----------	--------	-------------	---------

SG 16.1	Describe how you address ESG issues for internally managed assets for which a specific PRI asset class module has yet to be developed or for which you are not required to report because your assets are below the minimum threshold.
---------	--

Asset Class	Describe what processes are in place and the outputs or outcomes achieved
Fixed income - SSA	We analyse the impact of ESG factors on investment risk and return performance. The expected outcome is to reduce risk for our clients.
Fixed income - Corporate (financial)	We analyse the impact of ESG factors on investment risk and return performance. The expected outcome is to reduce risk for our clients.
Fixed income - Corporate (non-financial)	We analyse the impact of ESG factors on investment risk and return performance. The expected outcome is to reduce risk for our clients.

## Communication

SG 19	Mandatory	Public	Core Assessed	PRI 2, 6
-------	-----------	--------	---------------	----------

SG 19.1	Indicate whether your organisation typically discloses asset class specific information proactively. Select the frequency of the disclosure to clients/beneficiaries and the public, and provide a URL to the public information.
---------	---

### Listed equity - Incorporation

#### Do you disclose?

- We do not proactively disclose it to the public and/or clients/beneficiaries
- We disclose to clients/beneficiaries only.
- We disclose it publicly

### Listed equity – (Proxy) Voting

#### Do you disclose?

- We do not disclose to either clients/beneficiaries or the public.
- We disclose to clients/beneficiaries only.
- We disclose to the public

<b>Disclosure to clients/beneficiaries</b>	
Disclosure to clients/beneficiaries	<input checked="" type="radio"/> Disclose all voting decisions <input type="radio"/> Disclose some voting decisions <input type="radio"/> Only disclose abstentions and votes against management
Frequency	<input checked="" type="checkbox"/> Quarterly or more frequently <input type="checkbox"/> Biannually <input type="checkbox"/> Annually <input type="checkbox"/> Less frequently than annually <input type="checkbox"/> Ad hoc/when requested

# Triasima Portfolio Management Inc.

## Reported Information

Public version

Direct - Listed Equity Incorporation

## PRI disclaimer

This document presents information reported directly by signatories. This information has not been audited by the PRI Secretariat or any other party acting on their behalf. While this information is believed to be reliable, no representations or warranties are made as to the accuracy of the information presented, and no responsibility or liability can be accepted for any error or omission.

## ESG incorporation in actively managed listed equities

### Implementation processes

LEI 01	Mandatory	Public	Gateway	PRI 1
--------	-----------	--------	---------	-------

#### LEI 01.1

Indicate which ESG incorporation strategy and/or combination of strategies you apply to your actively managed listed equities; and the breakdown of your actively managed listed equities by strategy or combination of strategies.

#### ESG incorporation strategy (select all that apply)

- Screening alone (i.e., not combined with any other strategies)
- Thematic alone (i.e., not combined with any other strategies)
- Integration alone (i.e., not combined with any other strategies)

Percentage of active listed equity to which the strategy is applied — you may estimate +/- 5%	 97.7
---	----------

- Screening and integration strategies

Percentage of active listed equity to which the strategy is applied — you may estimate +/- 5%	 2.3
---	---------

- Thematic and integration strategies
- Screening and thematic strategies
- All three strategies combined
- We do not apply incorporation strategies

Total actively managed listed equities

100%

#### LEI 01.2

Describe your organisation's approach to ESG incorporation and the reasons for choosing the particular strategy/strategies.

#### Integration of ESG

At Triasima, we believe that proper disclosure and consideration of material ESG risks and opportunities regarding the entities in which we invest can help enhance our analysis and decision-making.

Given our unique approach, our investment process takes ESG factors into account in the fundamental pillar of our Three-Pillar approach. ESG factors are integrated in such way to understand growth patterns and to identify material risk exposure of an entity. If the risk exposure of an ESG factor is too high, it can be used as an argument to veto the entity.

< >Triasima's portfolio managers engage with entities in which we invest. ESG is systematically part of the conversation to limit the risk of leaving behind material information.

The goal of our engagement is to better understand the entities in which we invest, explore if ESG is meaningful in the entity's future evolution, have a collaborative dialogue with management, bring awareness to issues identified by Triasima, proxy and encourage entities to disclose on such issues.

In addition to direct engagement with the company, Triasima also takes part in collaborative engagement to leverage resources and improve ESG disclosure and performance of the companies in which we invest.

Proxy voting is an important component of active ownership. Consistent with our responsibility as an investment manager, we have established policies and procedures regarding the voting of proxies we received. Our Proxy Voting Policy can be made available upon request. Proxy circulars, together with available proxy research, are reviewed in advance of each meeting. Non-routine proposals, including those involving ESG-related issues, may be given special attention and reviewed in detail. Triasima may refrain from voting when power of attorney documentation, issuer-specific special documentation, or various markets or issuer certifications are required, and where voting will have a material impact on its ability to trade the security.

## (A) Implementation: Screening

LEI 04	Mandatory	Public	Descriptive	PRI 1
LEI 04.1	Indicate and describe the type of screening you apply to your internally managed active listed equities.			

### Type of screening

Negative/exclusionary screening

#### Screened by

- Product
- Activity
- Sector
- Country/geographic region
- Environmental and social practices and performance
- Corporate governance

#### Description

The all country world and Canadian ex-fossil equity strategies consists of investing in securities of companies from developed and emerging countries. These strategies do not invest in securities of issuers with fossil fuel reserves and that use coal for energy production.

- Positive/best-in-class screening
- Norms-based screening



LEI 04.2

Describe how you notify clients and/or beneficiaries when changes are made to your screening criteria.

In the past, we have had a dialogue with the clients.

LEI 05

Mandatory

Public

Core Assessed

PRI 1

LEI 05.1

Indicate which processes your organisation uses to ensure ESG screening is based on robust analysis.

- Comprehensive ESG research is undertaken or sourced to determine companies' activities and products.
- Companies are given the opportunity by you or your research provider to review ESG research on them and correct inaccuracies.
- External research and data used to identify companies to be excluded/included is subject to internal audit by ESG/RI staff, the internal audit function or similar.
- Third-party ESG ratings are updated regularly to ensure that portfolio holdings comply with fund policies.
- Trading platforms blocking / restricting flagged securities on the black list.
- A committee, body or similar with representatives independent of the individuals who conduct company research reviews some or all screening decisions.
- A periodic review of internal research is carried out.
- Review and evaluation of external research providers.
- Other; specify
- None of the above

LEI 05.2

Indicate the proportion of your actively managed listed equity portfolio that is subject to comprehensive ESG research as part your ESG screening strategy.

- <10%
- 10-50%
- 51-90%
- >90%

LEI 05.3

Indicate how frequently third party ESG ratings are updated for screening purposes.

- Quarterly or more frequently
- Bi-Annually
- Annually
- Less frequently than annually

### (C) Implementation: Integration of ESG factors

LEI 08

Mandatory




Public

Core Assessed

PRI 1

LEI 08.1

Indicate the proportion of actively managed listed equity portfolios where E, S and G factors are systematically researched as part of your investment analysis.

ESG issues	Proportion impacted by analysis
Environmental	 Environmental <input type="radio"/> <10% <input type="radio"/> 10-50% <input type="radio"/> 51-90% <input checked="" type="radio"/> >90%
Social	 Social <input type="radio"/> <10% <input type="radio"/> 10-50% <input type="radio"/> 51-90% <input checked="" type="radio"/> >90%
Corporate Governance	 Corporate Governance <input type="radio"/> <10% <input type="radio"/> 10-50% <input type="radio"/> 51-90% <input checked="" type="radio"/> >90%

LEI 09	Mandatory	Public	Core Assessed	PRI 1
--------	-----------	--------	---------------	-------

**LEI 09.1** Indicate which processes your organisation uses to ensure ESG integration is based on robust analysis.

- Comprehensive ESG research is undertaken or sourced to determine companies' activities and products
- Companies are given the opportunity by you or your research provider to review ESG research on them and correct inaccuracies
- Third-party ESG ratings are updated regularly
- A periodic review of the internal research is carried out
- Structured, regular ESG specific meetings between responsible investment staff and the fund manager or within the investments team
- ESG risk profile of a portfolio against benchmark
- Analysis of the impact of ESG factors on investment risk and return performance
- Other; specify
- None of the above

**LEI 09.3**

Indicate how frequently third party ESG ratings that inform your ESG integration strategy are updated.

- Quarterly or more frequently
- Bi-Annually
- Annually
- Less frequently than annually

**LEI 09.5**

Describe how ESG information is held and used by your portfolio managers.

- ESG information is held within centralised databases or tools, and it is accessible by all relevant staff
- ESG information or analysis is a standard section or aspect of all company research notes or industry/sector analysis generated by investment staff
- Systematic records are kept that capture how ESG information and research were incorporated into investment decisions
- Other; specify
- None of the above

# Triasima Portfolio Management Inc.

## Reported Information

### Public version

#### Direct - Listed Equity Active Ownership

## PRI disclaimer

This document presents information reported directly by signatories. This information has not been audited by the PRI Secretariat or any other party acting on their behalf. While this information is believed to be reliable, no representations or warranties are made as to the accuracy of the information presented, and no responsibility or liability can be accepted for any error or omission.

## Overview

LEA 01	Mandatory	Public	Core Assessed	PRI 2
--------	-----------	--------	---------------	-------

**New selection options have been added to this indicator. Please review your prefilled responses carefully.**

**LEA 01.1** Indicate whether your organisation has an active ownership policy (includes engagement and/or voting).

- Yes
- No

**LEA 01.4** Do you outsource any of your active ownership activities to service providers?

- Yes

**LEA 01.5** Where active ownership activities are conducted by service providers, indicate whether your active ownership policy covers any of the following:

- Outline of service provider's role in implementing your organisation's active ownership policy
  - Description of considerations included in service provider selection and agreements
  - Identification of key ESG frameworks which service providers must follow
  - Outline of information sharing requirements of service providers
  - Description of service provider monitoring processes
  - Other; (specify)
  - None of the above
- No

## (Proxy) voting and shareholder resolutions

LEA 12	Mandatory	Public	Descriptive	PRI 2
--------	-----------	--------	-------------	-------

**LEA 12.1** Indicate how you typically make your (proxy) voting decisions.

Approach

- We use our own research or voting team and make voting decisions without the use of service providers.
- We hire service providers who make voting recommendations and/or provide research that we use to guide our voting decisions.
- We hire service providers who make voting decisions on our behalf, except in some pre-defined scenarios where we review and make voting decisions.

Based on

- The service-provider voting policy we sign off on
- Our own voting policy
- Our clients` requests or policies
- Other (explain)
- We hire service providers who make voting decisions on our behalf.

LEA 13	Mandatory	Public	Additional Assessed	PRI 2
--------	-----------	--------	---------------------	-------

**LEA 13.1** Of the voting recommendations that your service provider made in the reporting year, indicate the percentage that was reviewed by your organisation, giving the reasons.

Percentage of voting recommendations your organisation reviewed

- 100-75%,
- 74-50%,
- 49-25%,
- 24-1%
- None

Reasons for review

- Specific environmental and/or social issues
- Votes concerning significant holdings
- Votes against management and/or abstentions
- Conflicts of interest
- Corporate action, such as M&As, disposals, etc.
- Votes concerning companies with which we have an active engagement
- Client requests
- Ad-hoc oversight of service provider
- Shareholder resolutions
- Share blocked securities
- Other (explain)

LEA 15	Mandatory	Public	Descriptive	PRI 2
--------	-----------	--------	-------------	-------

**LEA 15.1**

Indicate the proportion of votes participated in within the reporting year in which where you or the service providers acting on your behalf raised concerns with companies ahead of voting.

- 100%
- 99-75%
- 74-50%
- 49-25%
- 24-1%
- Neither we nor our service provider(s) raise concerns with companies ahead of voting

**LEA 15.2**

Indicate the reasons for raising your concerns with these companies ahead of voting.

- Vote(s) concerned selected markets
- Vote(s) concerned selected sectors
- Vote(s) concerned certain ESG issues
- Vote(s) concerned companies exposed to controversy on specific ESG issues
- Vote(s) concerned significant shareholdings
- Client request
- Other

Explain

M&A activities

**LEA 16****Mandatory****Public****Core Assessed****PRI 2****LEA 16.1**

Indicate the proportion of votes where you, and/or the service provider(s) acting on your behalf, communicated the rationale to companies for abstaining or voting against management recommendations. Indicate this as a percentage out of all eligible votes.

- 100%
- 99-75%
- 74-50%
- 49-25%
- 24-1%
- We do not communicate the rationale to companies
- Not applicable because we and/or our service providers did not abstain or vote against management recommendations

**LEA 17****Mandatory****Public****Core Assessed****PRI 2****LEA 17.1**

For listed equities in which you or your service provider have the mandate to issue (proxy) voting instructions, indicate the percentage of votes cast during the reporting year.

- We do track or collect this information

Votes cast (to the nearest 1%)

100 %

100

Specify the basis on which this percentage is calculated

- Of the total number of ballot items on which you could have issued instructions
- Of the total number of company meetings at which you could have voted
- Of the total value of your listed equity holdings on which you could have voted
- We do not track or collect this information

**LEA 17.3** Additional information. [Optional]

We receive a report from our service provider with the number of votable meetings as well as the number of those that were voted with the associated percentages.

<b>LEA 19</b>	<b>Mandatory</b>	<b>Public</b>	<b>Core Assessed</b>	<b>PRI 2</b>
---------------	------------------	---------------	----------------------	--------------

**LEA 19.1** Indicate whether your organisation has a formal escalation strategy following unsuccessful voting.

- Yes
- No



# Triasima Portfolio Management Inc.

## Reported Information

### Public version

### Confidence building measures

## PRI disclaimer

This document presents information reported directly by signatories. This information has not been audited by the PRI Secretariat or any other party acting on their behalf. While this information is believed to be reliable, no representations or warranties are made as to the accuracy of the information presented, and no responsibility or liability can be accepted for any error or omission.

## Confidence building measures

CM1 01	Mandatory	Public	Additional Assessed	General
--------	-----------	--------	---------------------	---------

**CM1 01.1** Indicate whether the reported information you have provided for your PRI Transparency Report this year has undergone:

- Third party assurance over selected responses from this year's PRI Transparency Report
- Third party assurance over data points from other sources that have subsequently been used in your PRI responses this year
- Third party assurance or audit of the correct implementation of RI processes (that have been reported to the PRI this year)
- Internal audit of the correct implementation of RI processes and/or accuracy of RI data (that have been reported to the PRI this year)
- Internal verification of responses before submission to the PRI (e.g. by the CEO or the board)
  - Whole PRI Transparency Report has been internally verified
  - Selected data has been internally verified
- Other, specify
- None of the above

CM1 02	Mandatory	Public	Descriptive	General
--------	-----------	--------	-------------	---------

**CM1 02.1** We undertook third party assurance on last year's PRI Transparency Report

- Whole PRI Transparency Report was assured last year
- Selected data was assured in last year's PRI Transparency Report
- We did not assure last year's PRI Transparency report
- None of the above, we were in our preparation year and did not report last year.

CM1 03	Mandatory	Public	Descriptive	General
--------	-----------	--------	-------------	---------

**CM1 03.1** We undertake confidence building measures that are unspecific to the data contained in our PRI Transparency Report:

- We adhere to an RI certification or labelling scheme
- We carry out independent/third party assurance over a whole public report (such as a sustainability report) extracts of which are included in this year's PRI Transparency Report
- ESG audit of holdings
- Other, specify
- None of the above

CM1 04	Mandatory	Public	Descriptive	General
--------	-----------	--------	-------------	---------

**CM1 04.1**

Do you plan to conduct third party assurance of this year's PRI Transparency report?

- Whole PRI Transparency Report will be assured
- Selected data will be assured
- We do not plan to assure this year's PRI Transparency report

**CM1 07**

**Mandatory**

**Public**

**Descriptive**

**General**

**CM1 07.1**

Indicate who has reviewed/verified internally the whole - or selected data of the - PRI Transparency Report . and if this applies to selected data please specify what data was reviewed

**Who has conducted the verification**

- CEO or other Chief-Level staff

Sign-off or review of responses

- Sign-off
- Review of responses
- The Board
- Investment Committee
- Compliance Function
- RI/ESG Team
- Investment Teams
- Legal Department
- Other (specify)

specify

Other person in senior role, Nathalie Nowlan